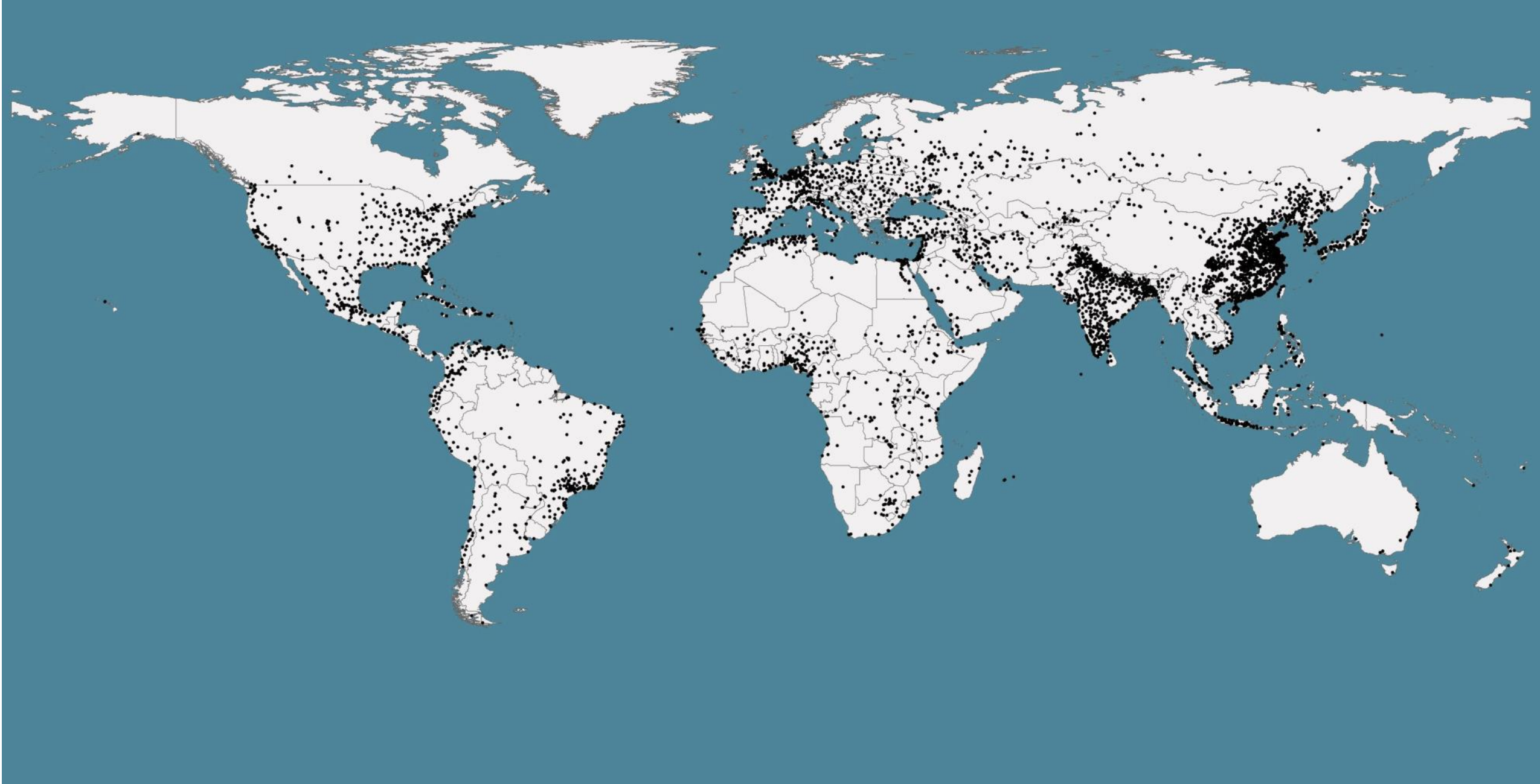


Global State of Metropolis

April 29, 2020.

- 1. Why a global state of metropolis?**
- 2. The Report & the process.**

1. WHY A GLOBAL STATE OF METROPOLIS?



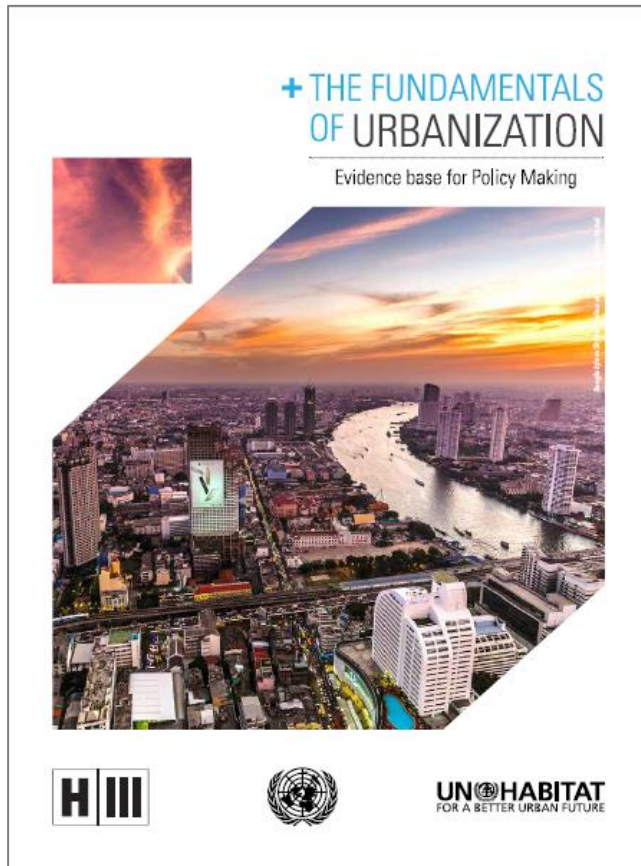
In 2010 there were **4,231 cities with 100,000** or more inhabitants.
(UN-Habitat Global Urban Observatory from UN DESA Population Division).



Policy, Legislation and
Governance Section - PLGS

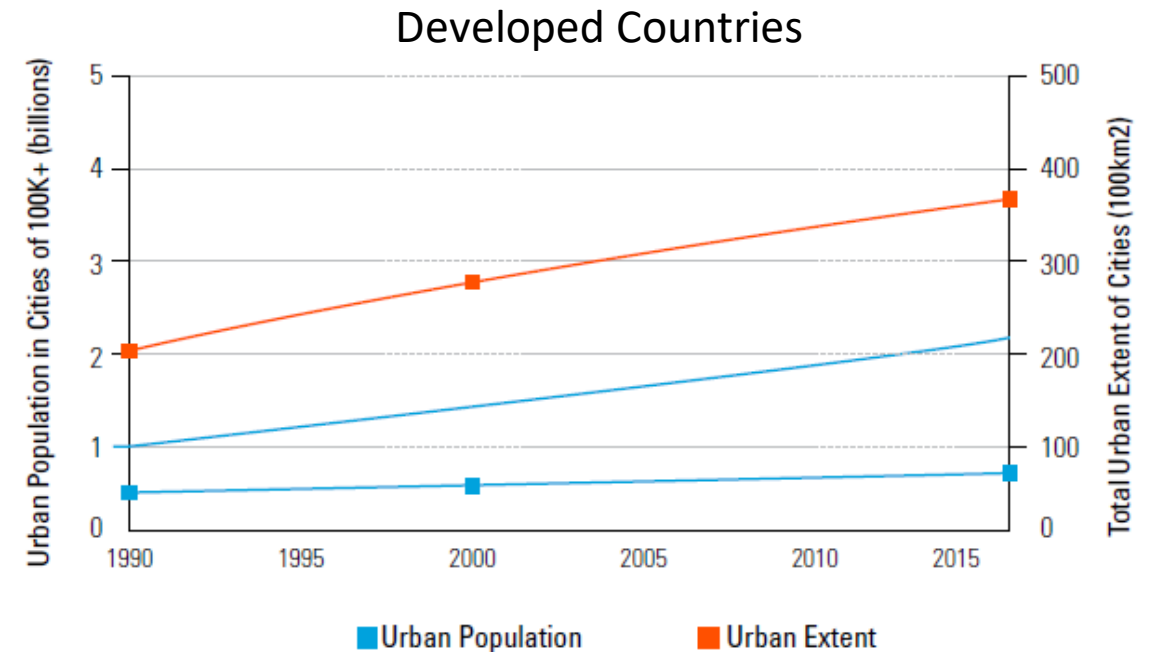
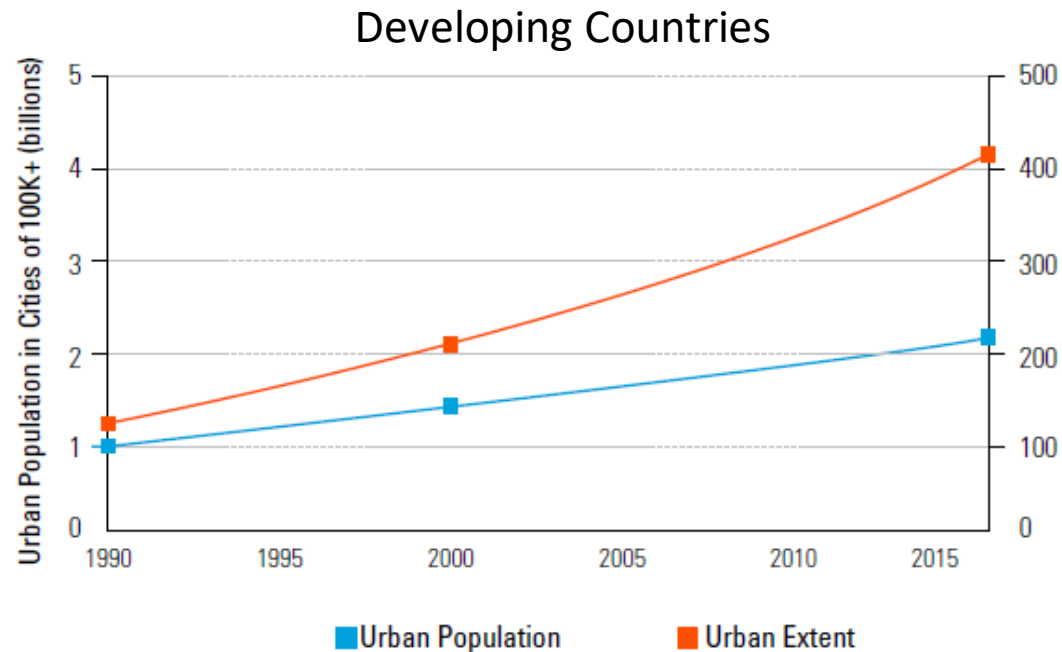
Fundamentals of Urbanization

HABITAT3 Report



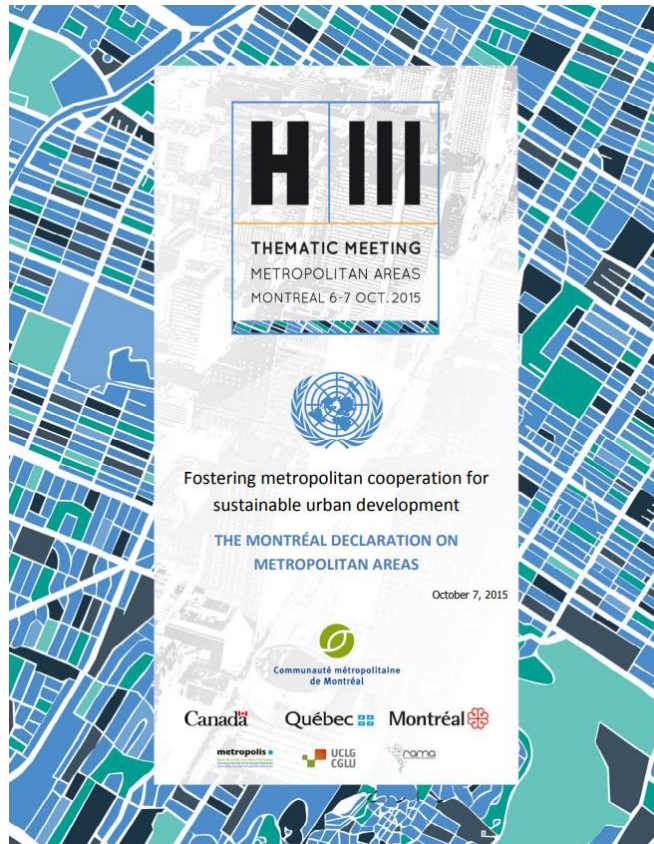
The UN Sample of 200 Cities (2016).

Urban extension has surpassed urban population growth



Between 1990 and 2015, the area occupied by cities in Developed Countries increased 1.8-fold, while their population only increased by 1.2-fold. Meanwhile, the area occupied by cities in Developing Countries increased 3.5-fold and their populations doubled.

HABITAT3 Thematic Meeting on Metropolitan Areas (2015)

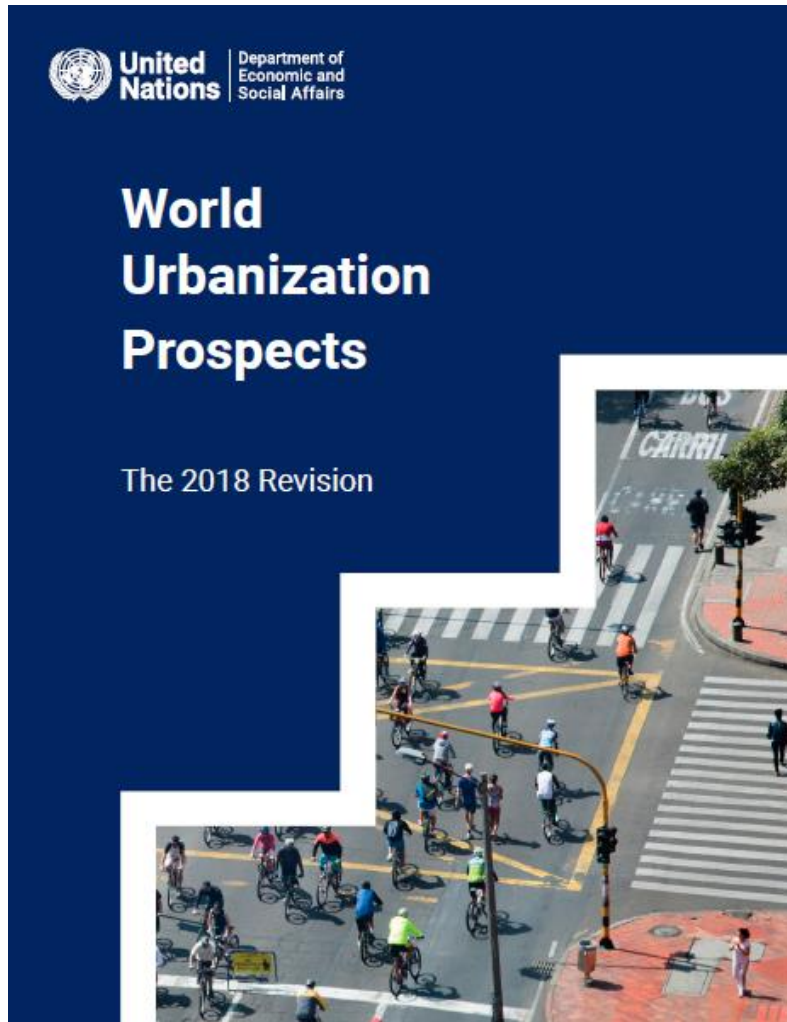


Paragraph 90.

96 115 116

117 144 156

UN Urbanization Prospects 2018



UN WUP 2018 classify urban population by agglomerated and non-agglomerated urban territories.

UN-Habitat Global Database of Metropolises 2020

compiles several urban agglomerations' data sheets from the WUP 2018. Specifically, following datasets were used:

- *Files 3, 12, 14, 15, 16, 17a, 18.*
- *Sources for Urban Agglomerations and Capital Cities.*

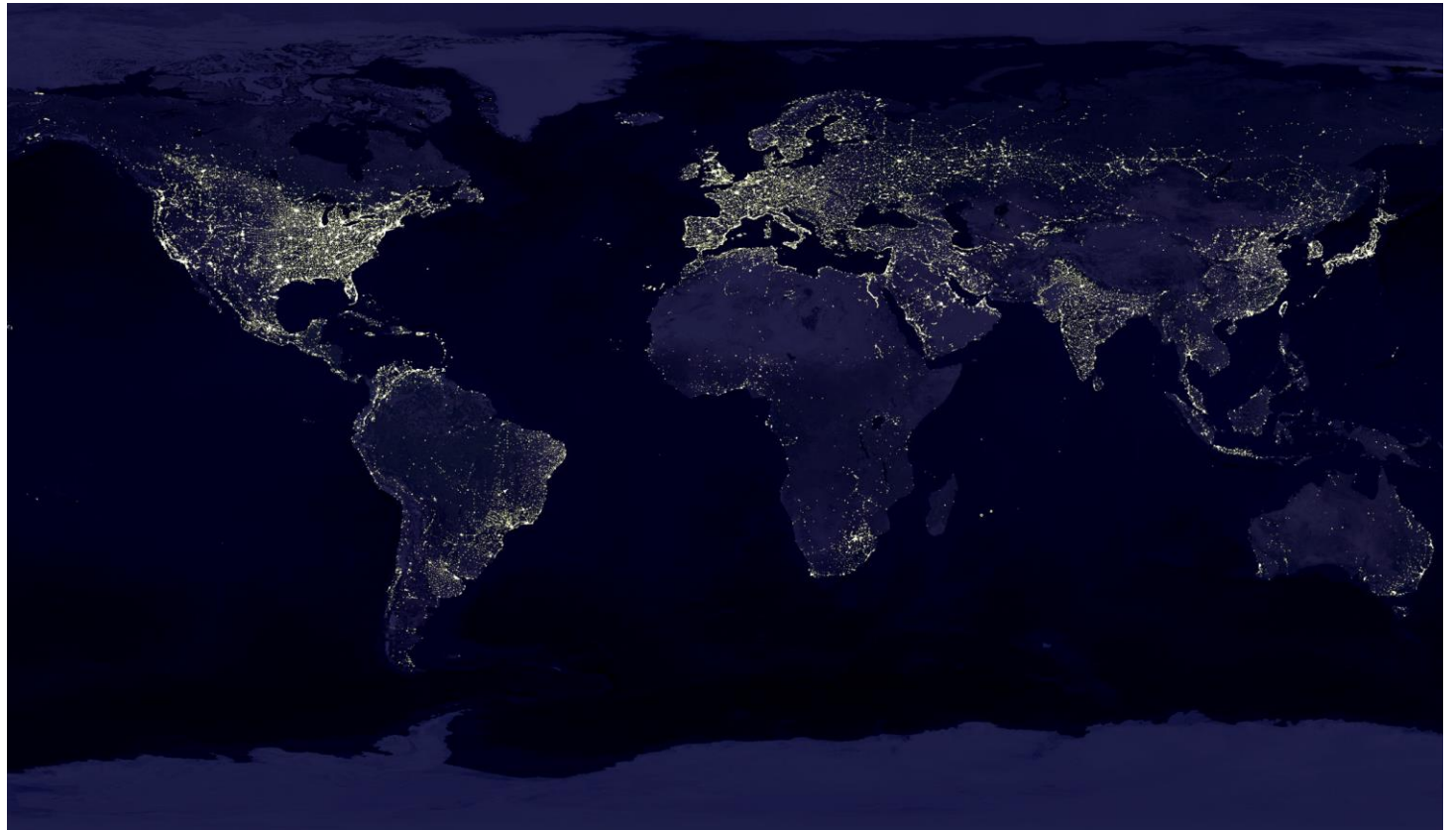
UN-Habitat Global Database of Metropolises available in <https://drive.google.com/open?id=1oWF7SMJW7rrXhb8-SUO3d35blxZaKacN>

The World's Metropolises in 2020

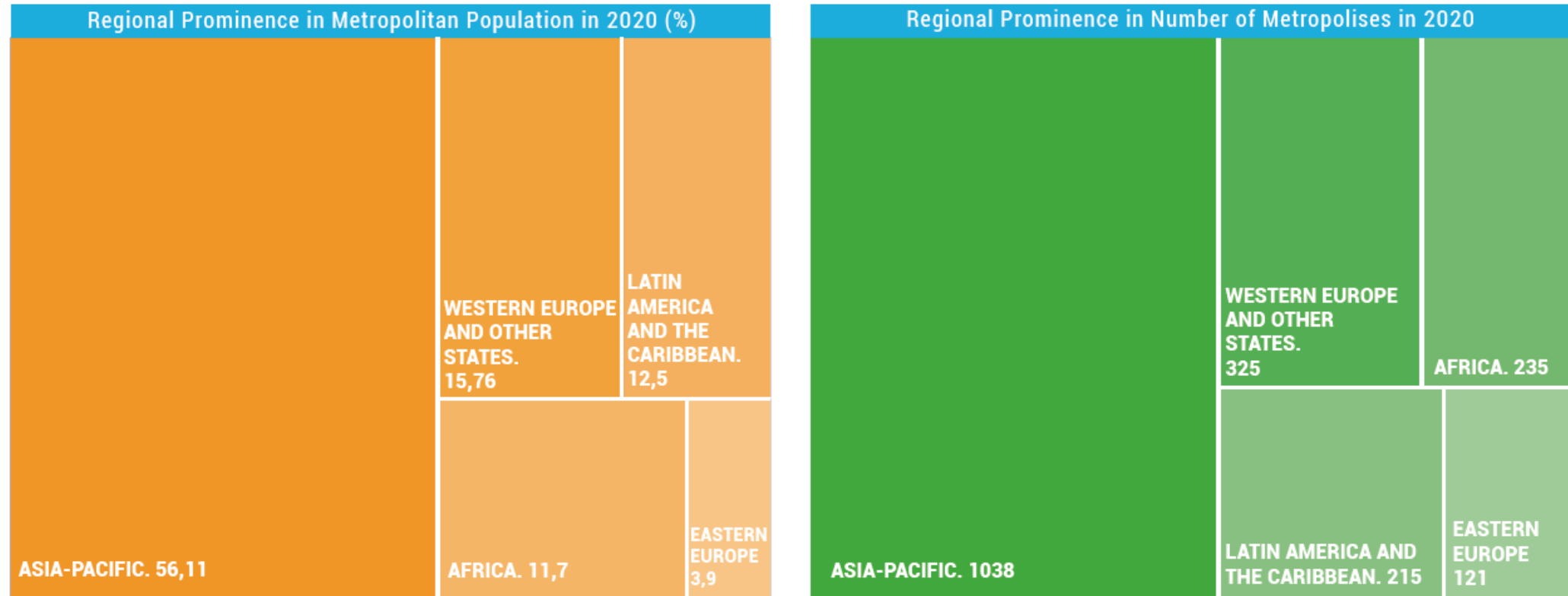
In 2020 there are **1934 metropolises** with more than 300,000 inhabitants representing approximately **60% of the world's urban population**.

At least **2.59 billion people lived in metropolises in 2020** equivalent to one third of the world's population.

34 metropolises have surpassed 10 million inhabitants; while 51 have population from 5 to 10 million; 494 from 1 to 5 million; and 1355 from 300,000 to 1 million.



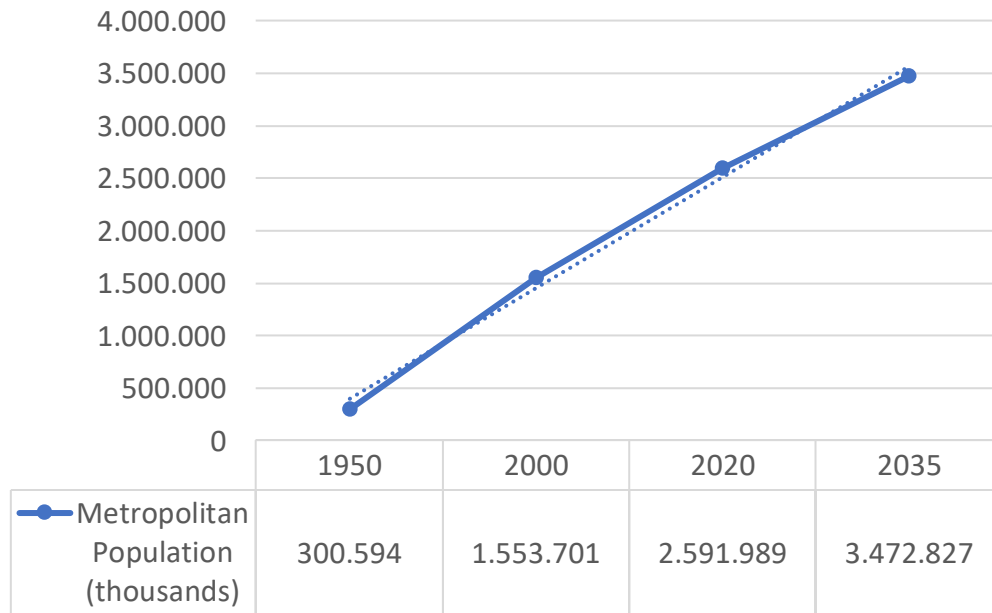
Asia-Pacific is the Regional Group with largest prominence in metropolitan figures while Eastern Europe is its opposite



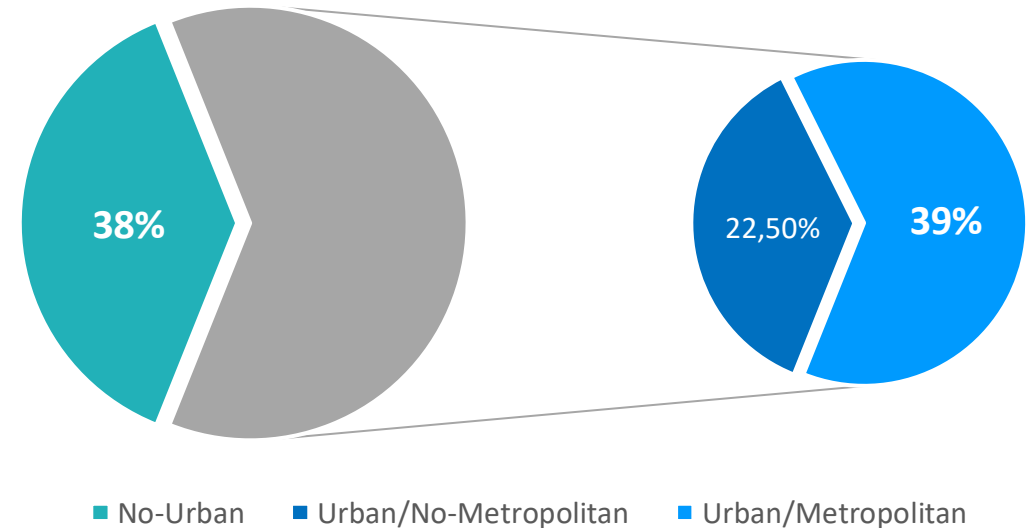
Asia-Pacific accounts for the **56% of the world's metropolitan population** living in 1038 metropolises while Eastern Europe accounts for **121 metropolises** in which the 3,9% of the world's metropolitan population lives.

Metropolitan population will grow rapidly

Metropolitan Population (thousands)



Percentage of Metropolitan Population vs. World's Population in 2035



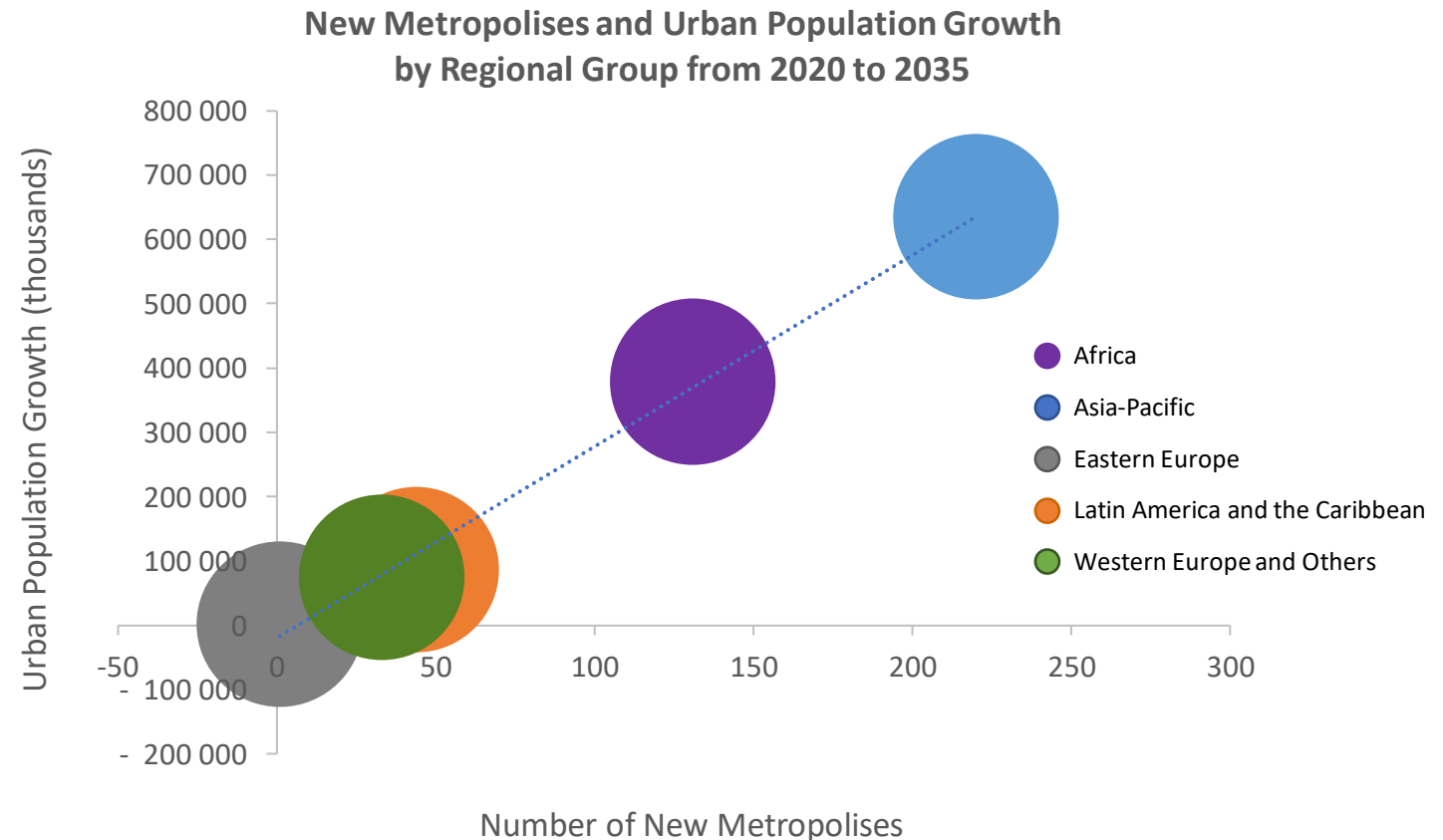
It is projected that the number of **people living in metropolises in 2035 will increase to 3.47 billion** representing 39% of the world's population.

Urban population growth and new metropolises arising are related

There is a **positive relationship between urban population growth and the number of new metropolises** among the Regional Groups. In all regions during next 15 years there will be more metropolises if more urban population growth.




It is projected that **429 new metropolises** will arise by 2035. From them, 14 new metropolises with more than 10 million inhabitants and 22 new metropolises with population between 5 and 10 million.

A new metropolis will arise every two-weeks during next 15 years. In total, there are projected to be **2363 metropolises by 2035**.



2. THE REPORT & THE PROCESS

This is not the first report on metropolises



Theory of Change for Sustainable Urbanisation



Objective: To advance sustainable urbanization as a driver of development and peace, to improve living conditions for all.



Drivers of Change for Sustainable Urbanisation



Objective: To advance sustainable urbanization as a driver of development and peace, to improve living conditions for all.



(a) Policy and legislation



(b) Urban planning and design



(c) Governance



(d) Financing mechanisms

Integrative Approach for Metropolitan Management



METROPOLITAN MANAGEMENT



(a) Policy and legislation



(b) Urban planning and design



(c) Governance



(d) Financing mechanisms

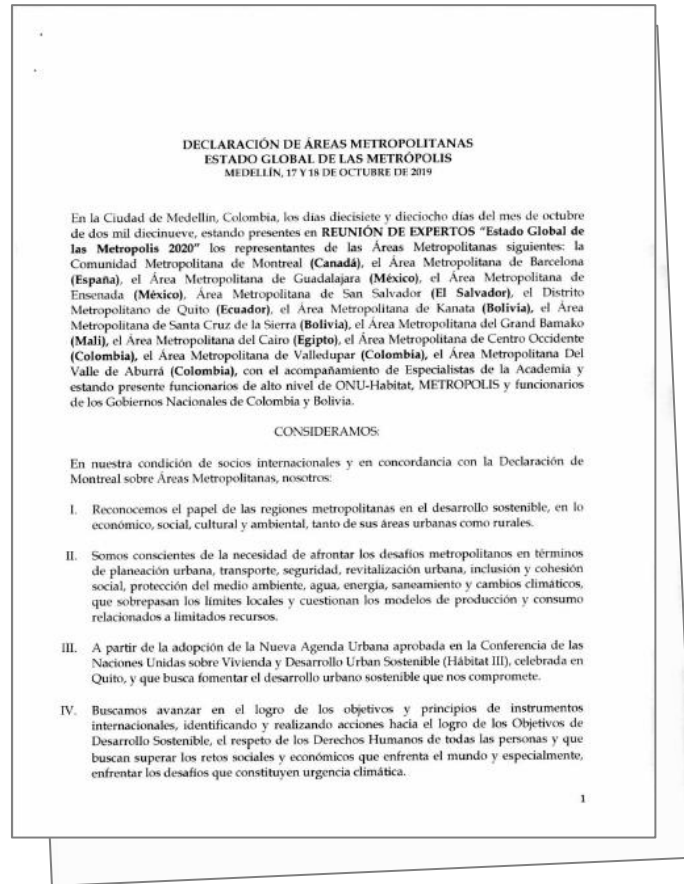
SUSTAINABLE
AND BALANCED
TERRITORIAL
DEVELOPMENT

Medellin's EGM (October 2019)



EGM report available in
https://drive.google.com/open?id=1fUON_MOQGOCUNEUxi-9j9qEtyPIZhkd7

Medellin's EGM (October 2019)



1. We will join efforts to strengthen our metropolitan governance with emphasis on updating regulatory and metropolitan management instruments.

Global State of Metropolis

MetroHUB UN@HABITAT Regional and Metropolitan Planning Unit - RMPU

2. We will require processes that allow to push harder territorial development, mobilization of financial resources and the capacity to collect resources at the metropolitan and local levels to balance territorial development.

Global State of Metropolis

MetroHUB UN@HABITAT Regional and Metropolitan Planning Unit - RMPU

3. We will advocate for the promotion of territorial associativity and the generation of proposals for positioning metropolitan interest topics in national public agendas and in global sustainable development agendas.

Global State of Metropolis

MetroHUB UN@HABITAT Regional and Metropolitan Planning Unit - RMPU

4. We recognize the role of UN-Habitat and require its technical support when necessary to strengthen metropolitan management and to advance in the sustainable development of our metropolises.

Global State of Metropolis

MetroHUB UN@HABITAT Regional and Metropolitan Planning Unit - RMPU

5. We will reaffirm the commitments of the Montreal Declaration on Metropolitan Areas in order to highlight the role of metropolises in the global urbanization process.

Global State of Metropolis

MetroHUB UN@HABITAT Regional and Metropolitan Planning Unit - RMPU

6. It is necessary to take stock of the metropolises of the world, generating data, and analyzing metropolitan policies and legislation, competencies, planning, finance and economics, and governance, identifying inspiring practices in metropolitan management.

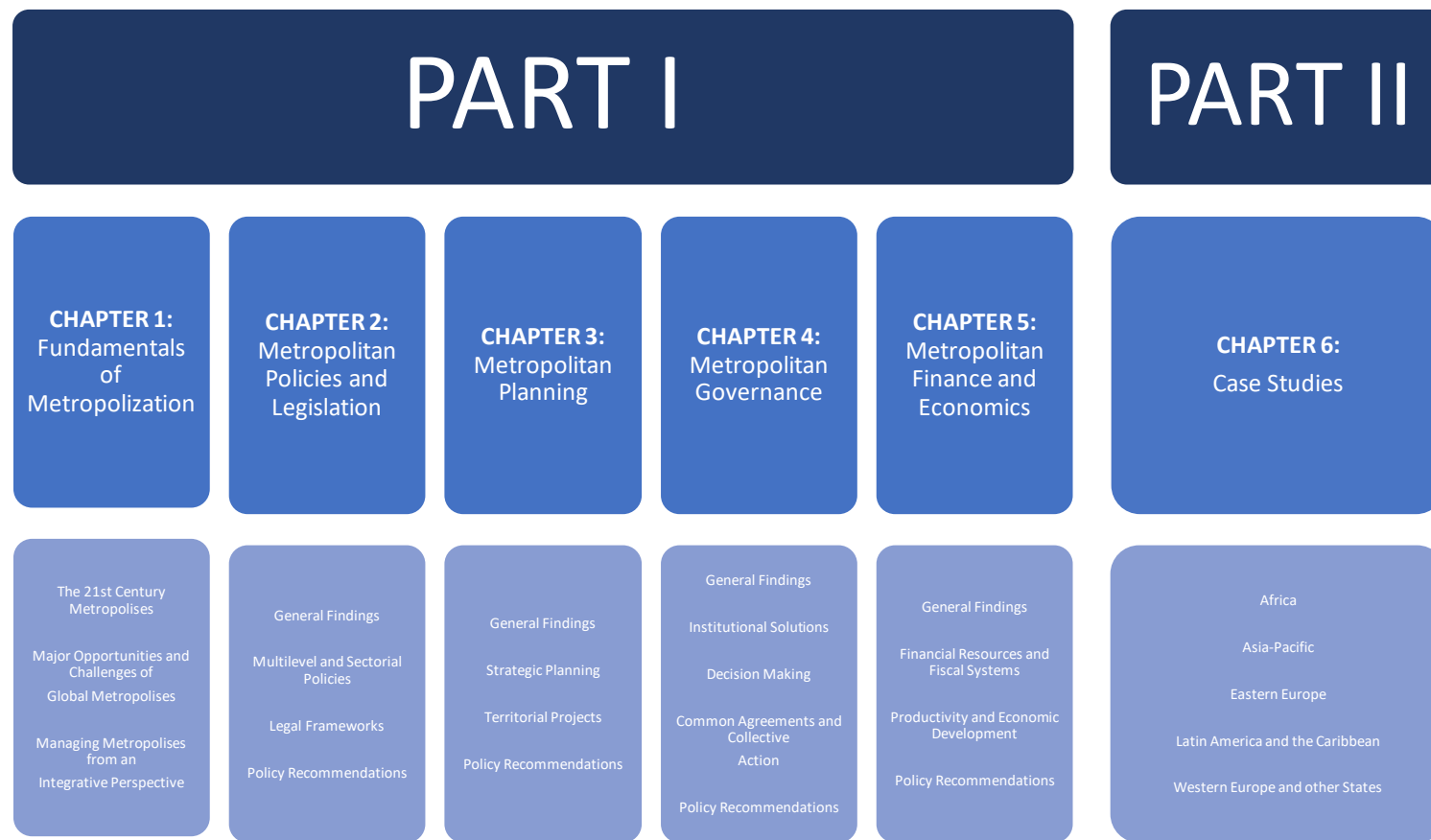
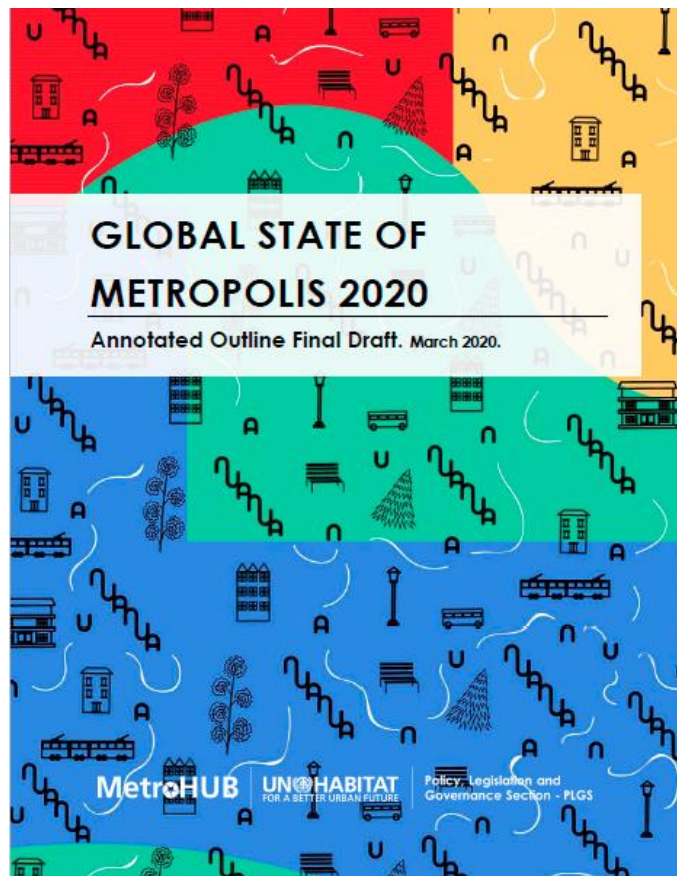
Global State of Metropolis

MetroHUB UN@HABITAT Regional and Metropolitan Planning Unit - RMPU

Declaration available in
https://drive.google.com/open?id=1i6qis1UD_RnawDh5vw261QjOQf7vHD3m

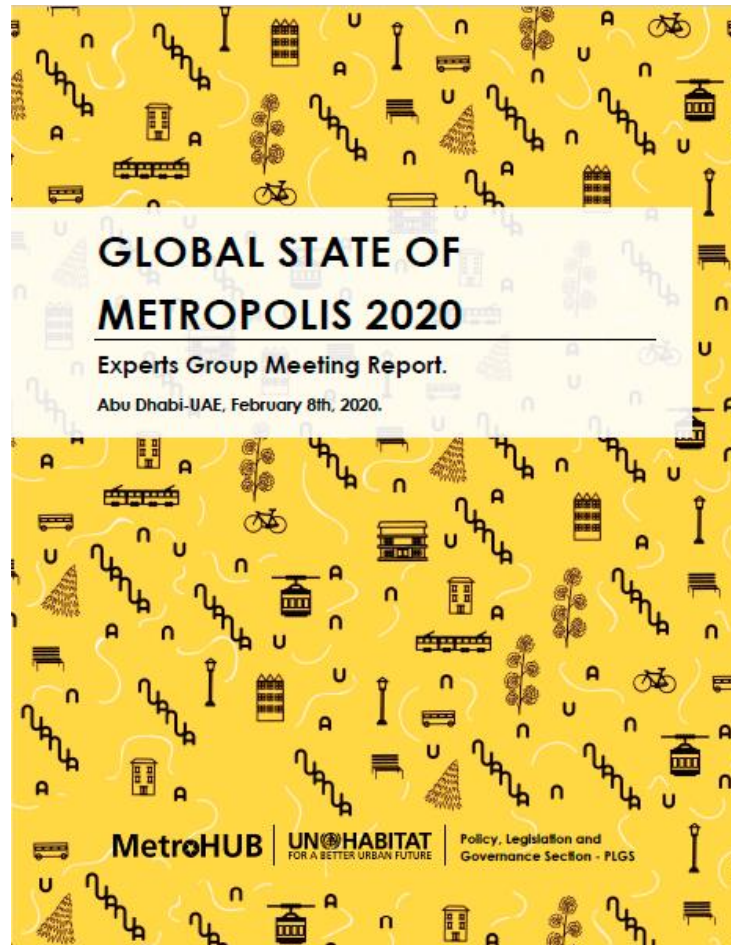
Global State of Metropolis Report

Outline and structure



Annotated Outline available in
https://drive.google.com/open?id=1RlaNDACggaOt0bs6vPFW_uQLG0kzdsyq

Abu Dhabi's EGM (February 2020)

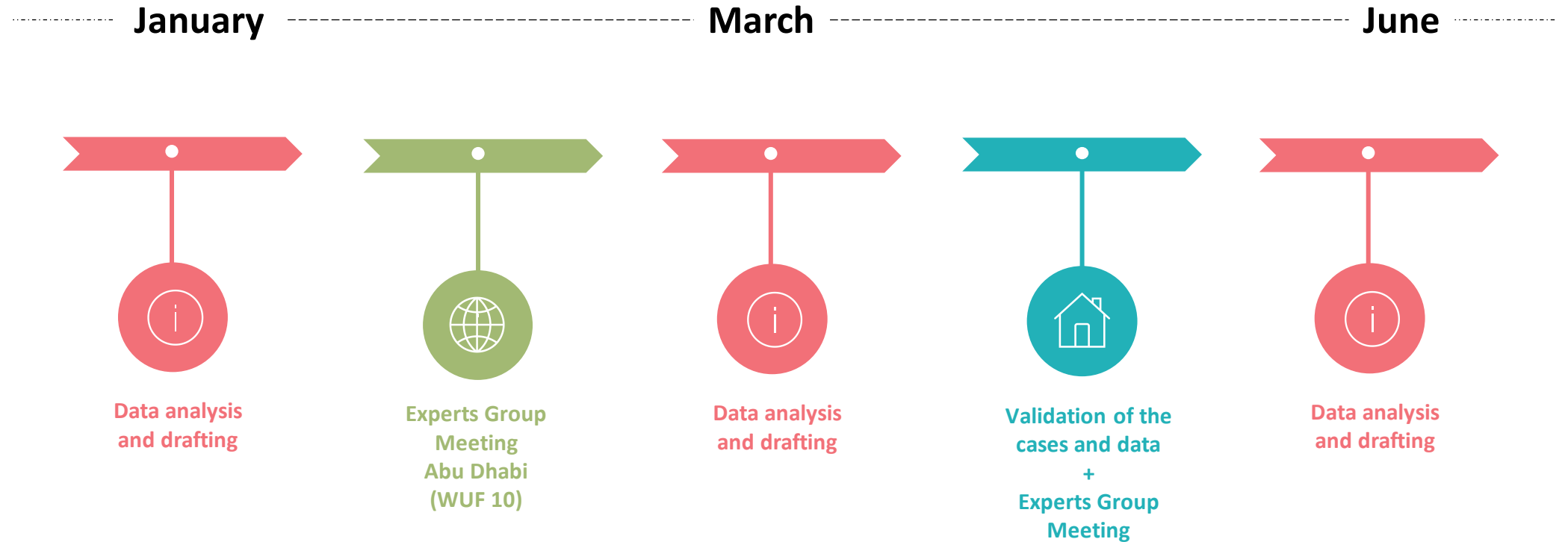


EGM report available in
<https://drive.google.com/open?id=1J-oEBQi90KUT6Ecf2J4aRF4PF3Lqxrly>

Sample of Metropolises for Case Studies

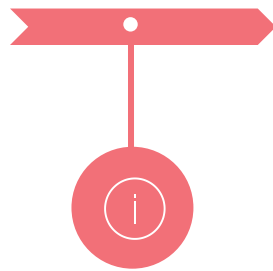


Timeline January-June 2020



Timeline July-December 2020

----- July ----- October ----- December -----



Data analysis
and drafting



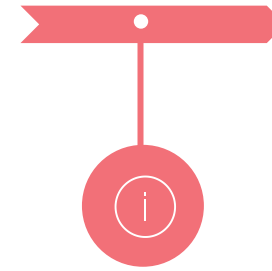
Validation of the
cases and data
+
Experts Group
Meeting



Drafting and
compilation
of the Report



Global Report
Presentation
+
Political Statement
of Metropolises



Translation of
the Report
and preparation
of policy briefs



International
launches and
promotion
activities

MetroHUB

UNHABITAT
FOR A BETTER URBAN FUTURE

**Policy, Legislation and
Governance Section - PLGS**